

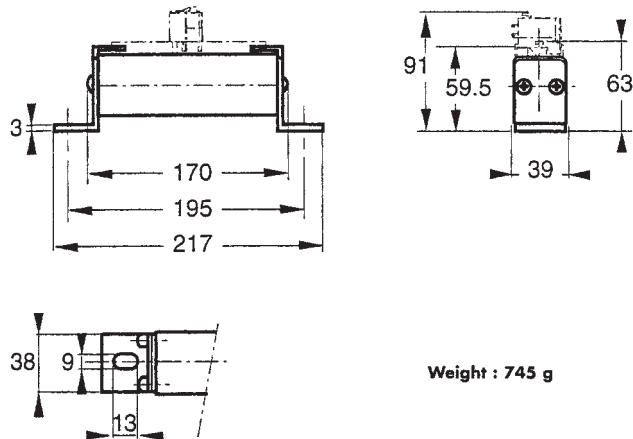
2000V DC

SQUARE-BODY/SPECIAL PURPOSE

2000 V DC SRC from 20 to 215 A Size 120



► Dimensions



Weight : 745 g

MAIN CHARACTERISTICS

SIZE	CURRENT RATING I_N (A)	INTERRUPTING RATING	MAXIMUM I^2t @1600V=		WATTS LOSS		CATALOG NUMBER (1)	REF. NUMBER
			L/R=15ms	L/R=45ms	0.8 I_N	I_N		
120	20	@ 2000VDC = 100kA L/R = 15ms	180	310	8	16	CC 20 SRC 120 QF 0020	J 079450
	25		180	310	12.5	25	CC 20 SRC 120 QF 0025	K 079451
	32		350	610	14.5	29.5	CC 20 SRC 120 QF 0032	L 079452
	40		580	1000	17.5	36	CC 20 SRC 120 QF 0040	M 079453
	50		1030	1800	20.5	42	CC 20 SRC 120 QF 0050	N 079454
	63		1600	2800	26	53.5	CC 20 SRC 120 QF 0063	P 079455
	80		3100	5400	30	61.5	CC 20 SRC 120 QF 0080	Q 079456
	100		5800	10000	35	70.5	CC 20 SRC 120 QF 0100	R 079457
	125		9200	16000	43	87.5	CC 20 SRC 120 QF 0125	S 079458
	160		19200	33200	49	99	CC 20 SRC 120 QF 0160	T 079459
	200		45000	78500	49.5	101	CC 20 SRC 120 QF 0200	U 079460
	215		55000	95000	52	106	CC 20 SRC 120 QF 0215	W 079461

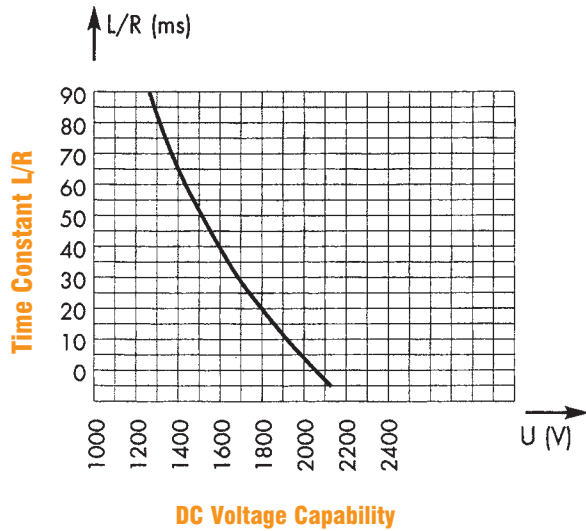
Microswitch: MCR 3E 1-5N BS Ref. Number: D310023

2000V DC

SQUARE-BODY/SPECIAL PURPOSE

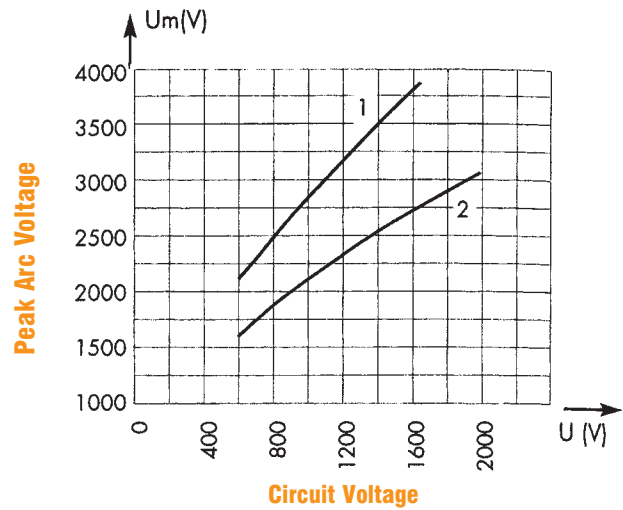
ELECTRICAL CHARACTERISTICS

DC Voltage Capabilities vs. Time Constant

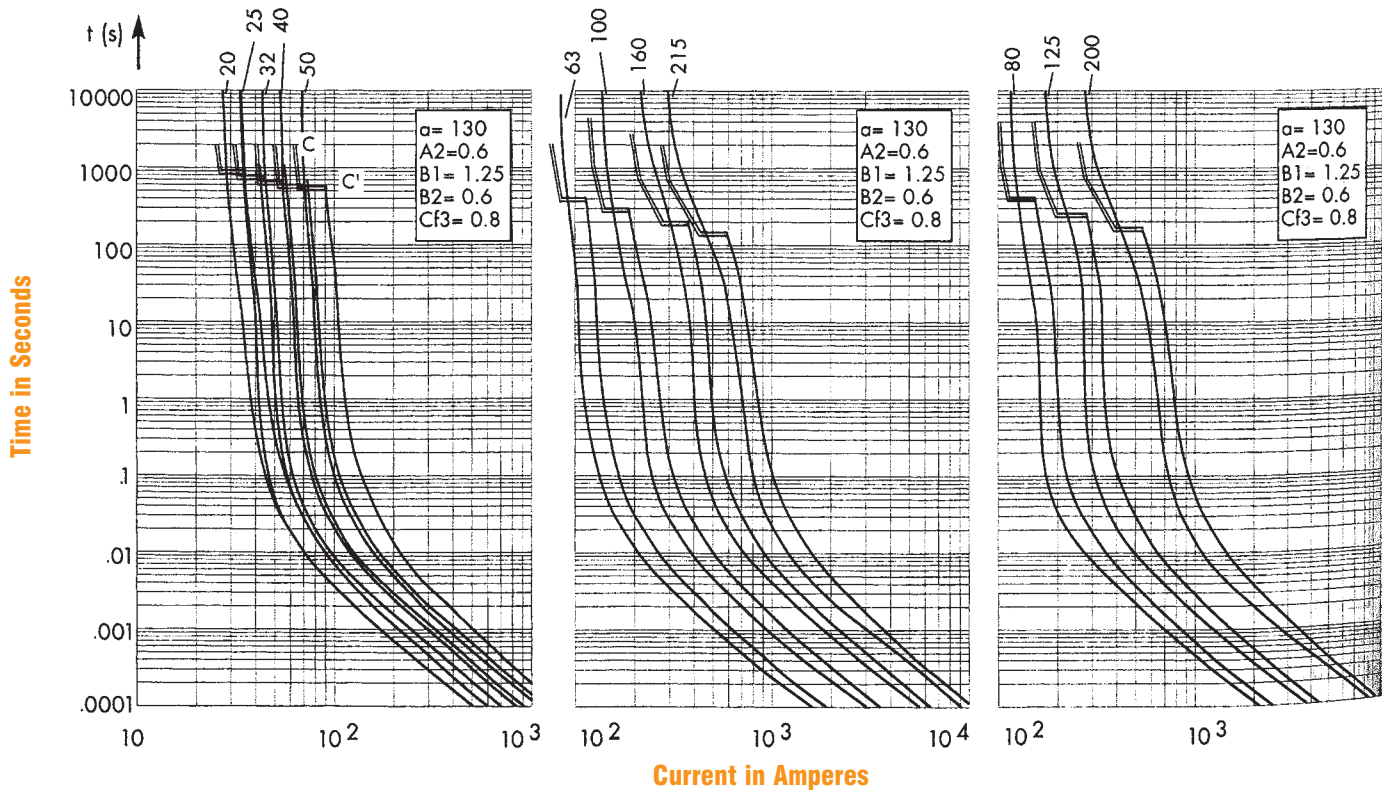


Above: Curve indicates the maximum permissible value of time constant L/R as a function of the DC working voltage

Peak Arc Voltage vs. Working Voltage



Melting Time vs. Current Data



Above: Curves indicate, for each rated current, pre-arcing (melting) time vs. R.M.S. pre-arcing (melting) current.