


# NH DIMENSION

## FUSE BASES



### 690V CERAMIC FUSE BASES FOR NH FUSE-LINKS

- Ceramic insulating bases
- Silver plated contacts
- High spring contact pressure
- Screw mounting



40002-G

40006-G

### Single-Pole Fuse Bases

SIZE	RATED CURRENT (A)	CATALOG NUMBER
00-E	160	40002-G
00-EB	160	40003-G
0-E	160	40004-G
0-P	160	40006-G
1-P	250	40008-G
2-P	400	40010-G
3-P	630	40012-G
4-P	1250	40014-G




40510-G

### Three-Pole Fuse Bases

SIZE	RATED CURRENT (A)	CATALOG NUMBER
00-E	160	40502-G
00-EB	160	40503-G
0-E	160	40504-G
1-P	250	40508-G
2-P	400	40510-G
3-P	630	40512-G

**Notes:** Size 1 fuse base will accept size 0 fuses.  
 Size 2 fuse base will accept size 1 fuses.  
 Size 3 fuse base will accept size 1 & 2 fuses.  
 Size 4 has a special nut to assure contact pressure.  
 Types E and EP have square contacts  
 Types P and PP have pincer contacts  
 Type EB has pressure-plate cable connection.



FRICITION FIT  
45110-G

TAB FASTENED  
45212-G

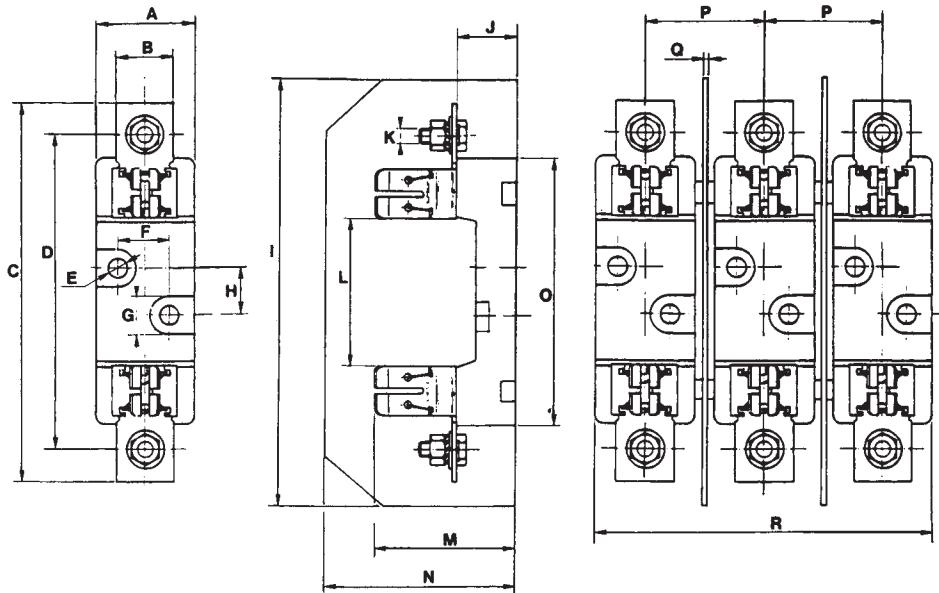
### Insulating Barriers for Ceramic NH Fuse Bases

SIZE	RATED CURRENT (A)	CATALOG NUMBER
00	100	45102-G
0	160	45104-G
1-2	400	45110-G
3	630	45112-G

00	100	45202-G
0	160	45204-G
1-2	400	45210-G
3	630	45212-G
4	1250	45214-G



# NH DIMENSION



## Dimensions of Ceramic Fuse Bases for NH Fuse-Links

	00-E, EB	0-E	0-P	1-P	2-P	3-P	4-P
A	33	32	32	55	55	55	80
B	20	20	25	32	35	40	45
C	118.5	269	166	210	227	241	312
D	100	151	150	175	200	210	262
E*	8	8.5	8.5	11	11	11	11
F	-	-	-	30	30	30	45
G	14.5	14	14	22	22	22	-
H	25	25	25	25	25	25	30
I	145	185	185	250	250	250	-
J	21.5	29	29	35	35	35	45
K	8	8	8	10	10	12	16
L	55	72	74	84	84	84	111
M	52.5	60	60	71	89	103	145
N	80	85	85	100	100	127	-
O	84	120	120	148	148	148	192
P	34	47	47	62	69	82	-
Q	1	2	2	2	2	2	-
R	101	126	126	177	190	213	-

\* 8mm for all multiple pole bases; dimensions in chart for single pole bases.